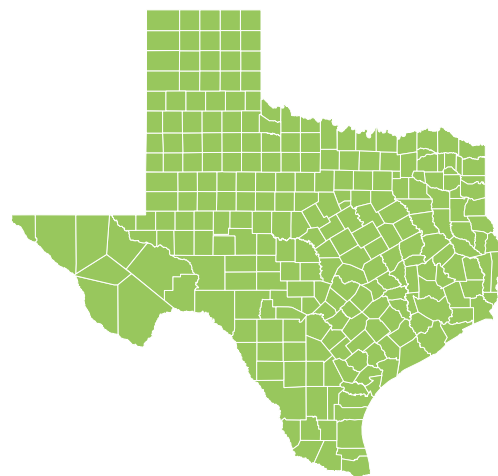
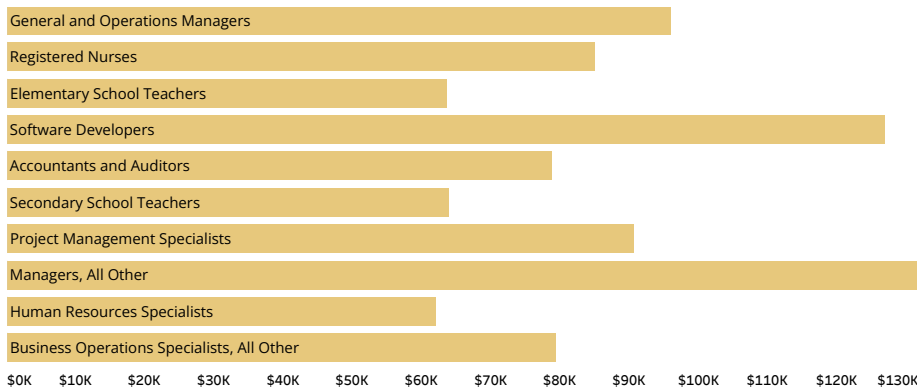
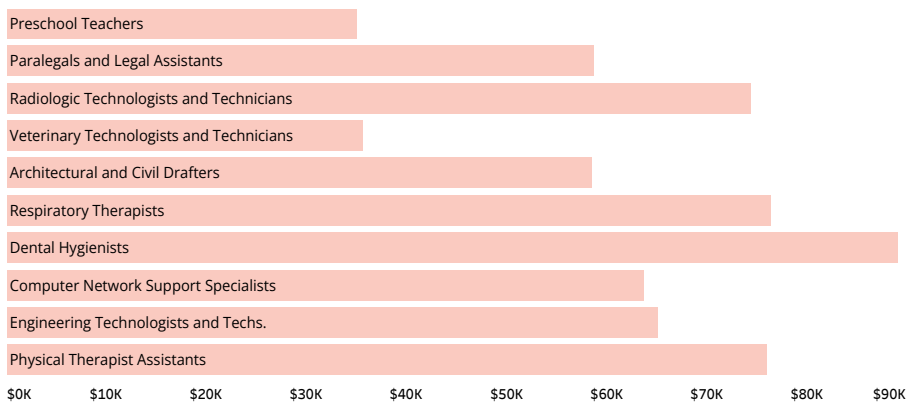


TEXAS OCCUPATIONAL PROJECTIONS

Largest Bachelor Degree Occupations Ranked by 2032 Employment with 2023 Median Wage



Largest Associate Degree Occupations Ranked by 2032 Employment with 2023 Median Wage



Occupations Adding the Most Jobs 2022-2032

| | |
|---|--------|
| General and Operations Managers | 78,718 |
| Fast Food and Counter Workers | 60,416 |
| Stockers and Order Fillers | 56,784 |
| Software Developers | 51,504 |
| Cooks, Restaurant | 45,153 |
| Laborers & Material Movers | 44,027 |
| Heavy and Tractor-Trailer Truck Drivers | 43,868 |
| Retail Salespersons | 38,231 |
| Registered Nurses | 34,127 |
| Janitors & Cleaners | 27,506 |

Fastest Growing Occupations 2022-2032

% Change

| | |
|---|-------|
| Wind Turbine Service Technicians | 63.5% |
| Nurse Practitioners | 59.9% |
| Data Scientists | 53.2% |
| Information Security Analysts | 47.9% |
| Software Developers | 46.7% |
| Operations Research Analysts | 43.4% |
| Software Quality Assurance Analysts and Testers | 40.8% |
| Medical and Health Services Managers | 40.0% |
| Cooks, Restaurant | 39.7% |
| Physician Assistants | 37.8% |

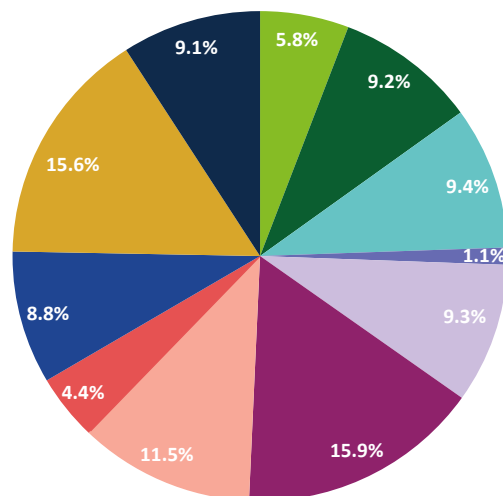
2022-2032 Employment Growth

| | |
|---------------|-------|
| Texas | 14.7% |
| United States | 2.8% |

Annual 2023 OES Wages

| | 25 th Pct | Median | 75 th Pct |
|---------------|----------------------|----------|----------------------|
| Texas | \$31,920 | \$45,972 | \$72,636 |
| United States | \$35,660 | \$48,060 | \$76,980 |

Texas 2032 Employment by Occupation Family



- Farming, Fishing, Forestry
- Health Care
- Mgmt., Business, Finance
- Office, Admin Support
- Production
- Sales
- Service
- Transport., Material Moving
- Computer, Engrng., Science
- Construction, Maintenance
- Education, Legal, Arts, Community Service



Available at <https://texaslmi.com/Home/PopularDownloads>



TEXAS
Labor Market
Information