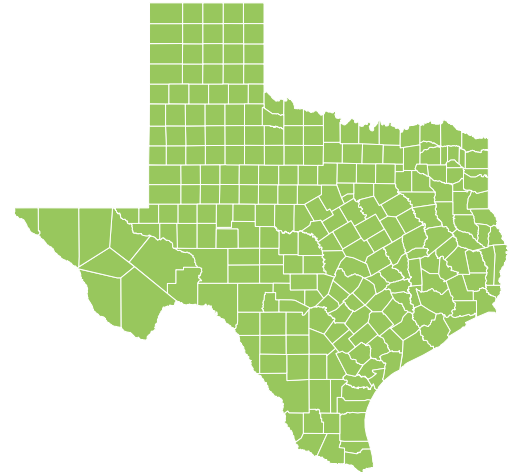
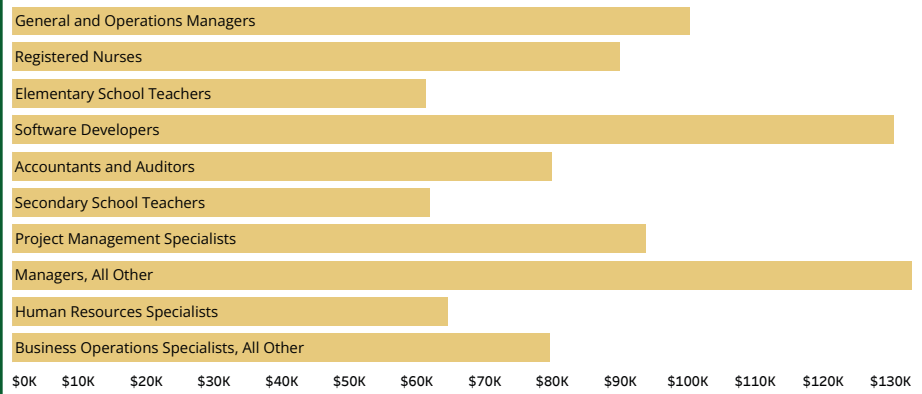
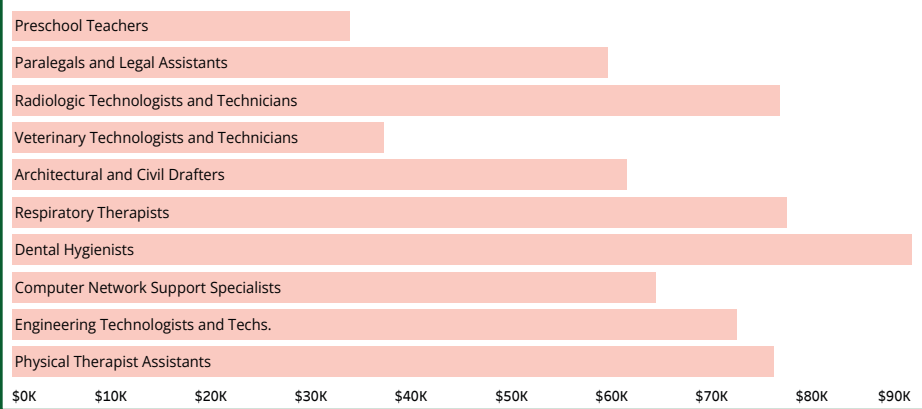


TEXAS OCCUPATIONAL PROJECTIONS

Largest Bachelor Degree Occupations Ranked by 2032 Employment with 2024 Median Wage



Largest Associate Degree Occupations Ranked by 2032 Employment with 2024 Median Wage



Occupations Adding the Most Jobs 2022-2032

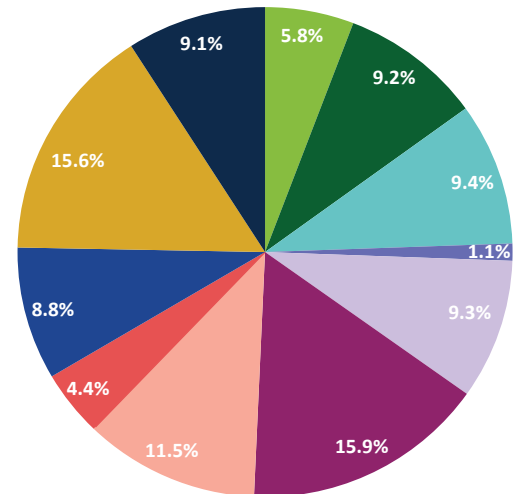
General and Operations Managers	78,718
Fast Food and Counter Workers	60,416
Stockers and Order Fillers	56,784
Software Developers	51,504
Cooks, Restaurant	45,153
Laborers & Material Movers	44,027
Heavy and Tractor-Trailer Truck Drivers	43,868
Retail Salespersons	38,231
Registered Nurses	34,127
Janitors & Cleaners	27,506

Fastest Growing Occupations 2022-2032

% Change

Wind Turbine Service Technicians	63.5%
Nurse Practitioners	59.9%
Data Scientists	53.2%
Information Security Analysts	47.9%
Software Developers	46.7%
Operations Research Analysts	43.4%
Software Quality Assurance Analysts and Testers	40.8%
Medical and Health Services Managers	40.0%
Cooks, Restaurant	39.7%
Physician Assistants	37.8%

Texas 2032 Employment by Occupation Family



- Farming, Fishing, Forestry
- Service
- Health Care
- Transport., Material Moving
- Mgmt., Business, Finance
- Computer, Engrng., Science
- Office, Admin Support
- Construction, Maintenance
- Production
- Education, Legal, Arts, Community Service
- Sales

2022-2032 Employment Growth

Texas	14.7%
United States	2.8%

Annual 2024 OEWS Wages

	25 th Pct	Median	75 th Pct
Texas	\$34,103	\$47,499	\$75,573
United States	\$36,730	\$49,500	\$78,810



Available at <https://texaslmi.com/Home/PopularDownloads>

